

# eG Enterprise 6.3: What's New

Major advancements in end-to-end performance monitoring for virtualized desktops and applications, and more.



## Citrix in the Cloud. Stellar performance visibility.

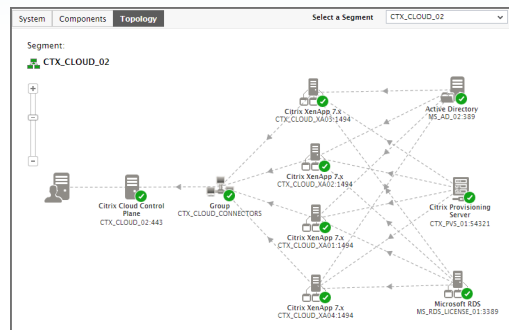
Introducing the first native performance monitoring solution for cloud-driven Citrix desktop and application virtualization.

eG Enterprise 6.3 breaks important new ground for Citrix-driven organizations, offering the industry's first full-featured performance monitoring capability for Citrix virtualized desktops and applications deployed as a cloud service. It is the first third-party solution to monitor performance of key elements of the Citrix Cloud control plane, the Cloud Connectors and the Citrix resource plane, providing comprehensive performance visibility and automatic diagnosis of Citrix Cloud performance issues as they affect end-user experience.

### Performance Monitoring for Citrix Cloud

With Citrix Cloud, Citrix deployment and server-side processing are now distributed across the Control Plane (hosted and managed by Citrix Systems) and Resource Plane (managed and operated by the enterprise IT team). This leads to multiple domains of control and makes performance troubleshooting more challenging. eG Enterprise 6.3 leverages Citrix APIs to provide deep performance visibility across both the control plane and resource plane from a single pane of glass:

- Monitoring of all the XenApp servers and XenDesktop VMs in the resource plane (on-premises or deployed in private/public cloud)
- New purpose-built monitoring of Citrix Cloud Connectors deployed on Windows Servers in the resource plane
- Out-of-the-box support to monitor the Citrix Delivery Controller in the control plane
- Automated topology discovery, dependency mapping and root cause analysis
- Synthetic simulation of user logons in the cloud with built-in Citrix Logon Simulator
- Monitoring support for XenApp Essentials and XenDesktop Essentials on Microsoft Azure



### Expanded Visibility into Public Cloud Environments

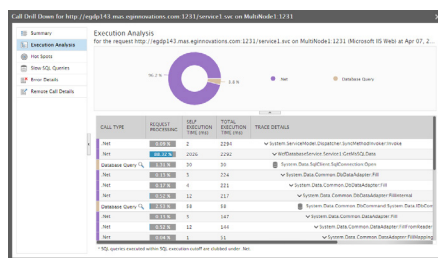
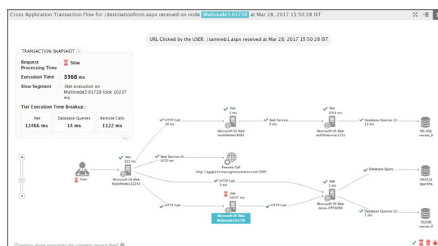
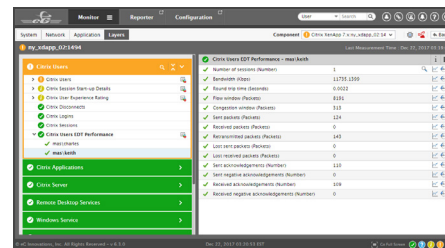
eG Enterprise 6.3 provides greater visibility into public cloud environments:

- Monitoring for 31 new AWS services, including Auto Scaling, CloudSearch, CloudTrail, ElastiCache, Lambda, Simple Storage Service, Simple Notification Service, WorkSpaces, and more
- Purpose-built monitoring model for Microsoft Azure Resource Manager deployments
- Extended monitoring visibility for Citrix/VMware Horizon/RDP virtual desktops hosted in the public cloud: Using a lightweight eG Agent installed on the cloud desktop, eG Enterprise collects metrics about user experience, session performance, VDI session resource utilization, and more.

## Deeper Monitoring and Diagnosis of Citrix Environments

eG Enterprise 6.3 has added new monitoring capabilities and enhancements for Citrix infrastructures, going deeper into the Citrix stack to detect and diagnose performance bottlenecks. These include:

- Monitoring of Citrix adaptive transport: Automatically discover user sessions on EDT protocol and monitor performance and user experience
- Deeper visibility to detect real user logon slowness arising from GPO processing
- New metric to measure user's connection quality to XenApp and XenDesktop
- Capability to identify slow load times of Microsoft Outlook add-ins
- Support for monitoring Linux VDAs
- Support for monitoring XenApp / XenDesktop 7.16, and XenMobile 10.7
- Support for monitoring NetScaler SDX appliances



## Application Performance Monitoring Capabilities Extended for Microsoft .NET

eG Enterprise 6.3 extends its application performance monitoring (APM) capabilities to support Microsoft .NET web applications.

- Using a built-in .NET profiler, eG Enterprise traces application transactions across complex, multi-tiered, and distributed .NET web applications
- Visualize the transaction flow in real time and get response time split by each .NET tier for distributed web applications
- Easily understand which tier in the server-side architecture or which remote service call is causing slowness
- Get method-level visibility to pinpoint the exact line of application code that is causing application slowdown
- eG Enterprise 6.3 supports tracing transactions through cross-platform .NET and Java application architectures.

## Increased Depth and Breadth of Unified Monitoring

eG Enterprise 6.3 ships with support for a host of new devices and platforms, expanding the reach of monitoring for today's heterogeneous IT infrastructures. eG Enterprise 6.3 includes:

- Support for MariaDB, RabbitMQ, HAProxy, Oracle Data Guard, IBM WebSphere Liberty, and more
- Support for new storage systems: Pure Storage, Dell EMC XtremIO All-Flash Storage Array, Dell EMC VNXe Series Storage, HPE LeftHand P4000 SAN
- Support for new network devices: Dell Networking S-Series and N-Series Switches, Array Network Load Balancer and Radware Alteon Load Balancer, Cisco Access Points
- A new, built-in NetFlow Traffic Analyzer reports on traffic flows exported from NetFlow-enabled devices
- Enhancements for monitoring Windows Servers and IBM System i (AS/400) Servers

Contact us today for more information and a free trial: [sales@eginnovations.com](mailto:sales@eginnovations.com) / [www.eginnovations.com](http://www.eginnovations.com)

## About eG Innovations

eG Innovations is dedicated to helping businesses across the globe transform IT service delivery into a competitive advantage and a center for productivity, growth and profit. Many of the world's largest businesses use eG Enterprise to enhance IT service performance, increase operational efficiency, ensure IT effectiveness and deliver on the ROI promise of transformational IT investments across physical, virtual and cloud environments.